



JAGLOWSKI
ORTHOPEDIC
INSTITUTE

Knee Arthroscopy with Meniscus Repair Post-Operative Care

Dr. Jeffrey R. Jaglowski
jagsortho.com

**** The following instructions represent general guidelines. Your personal instructions may be slightly different and will be conveyed to you by Dr. Jaglowski if this is the case. Post-operative instructions, physical therapy protocols, and useful information regarding your post-op care may be found electronically at www.jagsortho.com.****

Wound Care

- Remove dressing in 3 days and apply Band-aid or sterile gauze to cover incisions.
- You may shower immediately after surgery but must keep the bulky dressing dry.
- Keep Steri-strips (small white strips over incisions) in place until they fall off or they are removed at your first post-operative visit.
- Showering in 3 days is fine; be sure to pat the incision dry afterwards and **DO NOT** scrub your incisions.
- **DO NOT** scrub the area; just allow water/soap to wash over you.
- **DO NOT** apply ointments or creams to your incision sites. They should remain clean and dry.
- **DO NOT** bathe or swim until approved by your surgeon. You **CANNOT** submerge your incisions (pool, hot tub, bath, etc.) for approximately 4 weeks following your surgery to help prevent infection.

Ice

- We recommend that you use ice on a consistent basis for the first 48-72 hours. This will help reduce post-operative swelling.
- You can simply apply an ice pack to your knee 3-4 times per day until the swelling resolves.
- Use ice for 20-30 minutes at a time. You may repeat this every 2 hours if desired.
- Use a cloth between the ice and your skin. **DO NOT** place ice directly on skin as this may cause frostbite. Do not leave ice wrap or cold therapy on for more than 20-30 minutes without checking your skin.

Braces

- With a Knee Arthroscopy **Meniscal Repair**, a brace **IS REQUIRED**. You will have a bulky dressing initially which can be replaced with gauze after 3 days.
- Brace and crutches are typically required for 6 weeks following meniscus repair.

Crutches & Weight Bearing Status

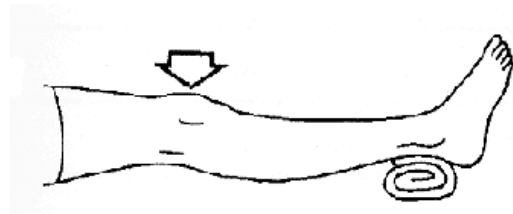
- Following a **Knee Arthroscopy and Meniscal Repair**, you will typically be **NON-WEIGHT BEARING for 6 weeks** on crutches after surgery.
- You will be allowed to range your knee from 0-90 degrees when lying in bed or sitting for the first 2 weeks.
- Progression with rehabilitation will be determined by your doctor and physical therapist but full range of motion will usually be allowed after your 2-week visit.

Physical Therapy

- Formal physical therapy will be ordered by your orthopedic surgeon in the form of a written prescription upon discharge from surgery. You will also receive a therapy protocol form. Following a **Knee Arthroscopy with Meniscal Repair**, you should start formal physical therapy within 2-5 days. The prescription and protocol should be given to a physical therapist of your choice so you can begin your program as directed under close supervision of your surgeon.
- Please visit www.jagsortho.com for a list of our preferred physical therapy providers.
- It is your responsibility to schedule your physical therapy visits **BEFORE** your surgery.
- Until you begin working with a therapist, you can do some exercises at home, such as: quad sets, leg raises and calf pumps (see pictures below).


Quad Set Exercise

- Tighten the muscles on top of the thigh as tightly as possible and hold.
- Pull your toes back.
- Push the back of your knee down to the floor.
- Try to push out and up through the heel.
- Pull 10 seconds, trying every second to pull even tighter.
- Relax 5 seconds.
- Repeat for 2 sets of ten times. Rest 60 seconds between sets.



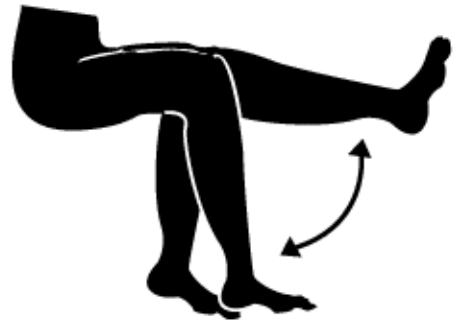
Straight Leg Raise

- Tighten the muscles on top of the thigh as tightly as possible and hold.
- Raise the entire leg holding the knee as tight as possible. Hold 5 seconds.
- Lower leg and rest 2 seconds.
- Repeat for 2 sets of 10 times.
- Rest 1 minute between sets.



Flexion and Extension

- Sit on something high enough to keep foot off the floor.
- Bend the knee as far back as possible.
- Straighten knee as far forward as possible and hold it straight.
- Then relax. (Like pumping on a swing.)
- Repeat for 3 sets of 10 times.



Calf Pumps

- Pointing the Feet
- Keeping your foot strictly in line with the ankle knee and hip joints: Point the foot away from you.
- Repeat slowly, five to 10 times each foot.
- Flexing Feet
- Keeping your foot strictly in line with the ankle knee and hip joints: Flex the foot, this time letting the heel push away from you, and the toe end of the foot come toward you.
- Repeat slowly, five to 10 times each foot.

Flexing the Foot Pointing the Foot



Pain Control

Dr. Jaglowski utilizes a local intra-articular block during your surgery. This is very good at controlling immediate post-operative pain (24-48 hours). Once it wears off, pain medication by mouth becomes important. We recommend that you have some pain medication in your system routinely for the first 1-2 days so you can stay ahead of the pain, and it is not unmanageable once the block wears off. You will receive pain medication by mouth in the hospital to ensure you tolerate it and it is functional for you. As always, the sooner you can stop pain medication the better, however we realize it is an important part of your recovery but strive to wean you off as soon as possible. For more detailed information, see our "Pain Control After Surgery" section at www.jagsortho.com.

Narcotics

- You have been prescribed a narcotic pain medication.
- Have your family pick up your pain medication at the pharmacy before you go home so that they are available for you.
- Use the medication only as prescribed. Take it with food.
- Do not drive or use any type of heavy machinery, drink alcohol, make any life-changing or legal decisions, or participate in activities that require a lot of physical skill while on pain medication.
- Take an over-the-counter stool softener (Colace or Senna) while taking the narcotic medication, because narcotics may cause constipation.
- There is Tylenol (acetaminophen) in your pain medication. The usual dose per pill is 325mg but this may vary.
- You **SHOULD NOT** exceed 4000mg of Tylenol in a 24-hour period. Therefore, you **SHOULD NOT exceed 12 tablets in a 24-hour period and should NEVER take Tylenol in addition to your pain medication.**
- If your pain medication causes you to itch, you may try Benadryl to help with the symptoms. This may cause additional drowsiness so please exercise caution.
- ***Pain medication WILL NOT be refilled on the weekend. If you are approaching the end of your prescription or anticipate running out of pills over the weekend, please call the office during normal business hours during the week for consideration of refill.***

Non- Steroidal Anti-Inflammatory Medications (NSAIDs)

- Your doctor will advise when it is appropriate to re-start anti-inflammatory medication such as Motrin, Advil, Ibuprofen or Aleve.
- NSAIDs are typically held as they can lead to prolonged bleeding time and/or impaired bone healing.
- The timing of resuming NSAIDs will be determined by Dr. Jaglowski

Blood Clot Prevention

- You will be prescribed Aspirin following your surgery (unless allergies or contraindications are present): take **Aspirin 325 mg daily for 2 weeks (sometimes Aspirin 81 twice a day or another medication as directed by Dr. Jaglowski), starting the day of your surgery.** This is to help prevent blood clots in your lower leg.
- Calf pumps as described above will also reduce the risk of blood clots.
- You may choose to wear a compression stocking to manage swelling and reduce risk as well.
- Walking and active circulation is the best preventative measure so please be as mobile as possible.

Driving

- Identify a Caregiver/family member to assist in driving you to and from appointments.
- **ABSOLUTELY NO DRIVING** while taking narcotic pain medication- it is against the law to operate a motor vehicle under the influence of any controlled substances (even when legally prescribed). Narcotics impair both motor ability and judgment.
- As a result of your surgery, your reaction time will be greatly slowed. Thus, in the case an emergency arises – i.e. you need to slam on brakes, depress the clutch, or turn the wheel, you may not be able to do so quickly and risk harm to yourself or others.
- If your **RIGHT KNEE** is the operative side, you **MAY NOT DRIVE** until fully weight bearing without crutches (or until cleared by Dr. Jaglowski). It is important to regain adequate quadriceps control before operating a motor vehicle.
- If your **LEFT KNEE** is the operative side **AND** you drive an Automatic Transmission vehicle, you may drive a few days **AFTER** you finish taking your pain medication. It is important that you feel confident in your ability to respond efficiently before attempting to drive.

Return to Work

- In general, you may return to work as soon as you are comfortable and able to safely weight bear without crutches or a walker. This typically will occur 1-4 weeks post-op, depending on your job type. Return to work notes can be obtained from Dr. Jaglowski at your first post-op appointment. ***You should be cleared by your physician prior to returning to work.***

Follow-up Appointments

- Your first post-operative appointment will be scheduled approximately 10-14 days following your surgical procedure. At this appointment your sutures will be removed, if any. If you do not have a post-operative appointment scheduled when you leave following surgery, please call (281) 316-0121 to make the appointment or you may book at www.jagsortho.com.
- The timing of your second post-operative visit will be determined after your first 2-week post-operative visit. Please make subsequent appointment when checking out of your first post-op appointment.

Signs & Symptoms to Immediately Report

- Call 911 or go to the nearest hospital if you are having chest pain or trouble breathing.

Call the office at: (281) 316-0121 to report any of the following:

- Excessive bleeding from the incision site
- Excessive non-bloody wound drainage beyond the first 5 days from surgery
- Poor pain control with your medications
- Numbness or tingling of the leg not related to bruising (If you had a nerve block, then numbness and tingling is expected for the first 48 hours. Please contact the anesthesiologist if you have persistent numbness after the first 48 hours)
- Fever > 101.5° after postoperative day #3
- Increased redness along incision
- Calf pain or leg swelling
- Any other concerns or questions