

Telemedicine in orthopaedics during COVID-19 and beyond: A systematic review

Journal of Telemedicine and Telecare
2022, Vol. 28(6) 391–403
© The Author(s) 2020
Article reuse guidelines:
sagepub.com/journals-permissions
DOI: 10.1177/1357633X20938241
journals.sagepub.com/home/jtt



Zakir Haider¹ , Bashaar Aweid², Padmanabhan Subramanian¹ and Farhad Iranpour¹

Abstract

Introduction: Telemedicine is the delivery of healthcare across a distance using some form of communication technology. The COVID-19 pandemic has led to increased adoption of telemedicine with national orthopaedic governing bodies advocating its use, as evidence suggests that social distancing may be necessary until 2022. This systematic review aims to explore evidence for telemedicine in orthopaedics to determine its advantages, validity, effectiveness and utilisation.

Methods: Databases of PubMed, Web of Science, Scopus and CINAHL were systematically searched and articles were included if they involved any form of telephone or video consultation in an orthopaedic population. Findings were synthesised into four themes: patient/clinician satisfaction, accuracy and validity of examination, safety and patient outcomes and cost effectiveness. Quality assessment was undertaken using Cochrane and Joanna Briggs Institute appraisal tools.

Results: Twenty-one studies were included consisting of nine randomised controlled trials (RCTs). Studies revealed high patient satisfaction with telemedicine for convenience, less waiting and travelling time. Telemedicine was cost effective particularly if patients had to travel long distances, required hospital transport or time off work. No clinically significant differences were found in patient examination nor measurement of patient-reported outcome measures. Telemedicine was reported to be a safe method of consultation.

Discussion: Evidence suggests that telemedicine in orthopaedics can be safe, cost effective, valid in clinical assessment and with high patient/clinician satisfaction. However, more high-quality RCTs are required to elucidate long-term outcomes. This systematic review presents up-to-date evidence on the use of telemedicine and provides data for organisations considering its use during the COVID-19 pandemic and beyond.

Keywords

Teleconsulting, telemedicine, telehealth, remote consultation, vision impairment, telehealth, refractors

Date received: 13 May 2020; Date accepted: 9 June 2020

Introduction

Telemedicine is the delivery of healthcare across a distance using some form of communications technology.¹ With continued development of technology, telemedicine has become cheaper and easier to access, enabling a more widespread use.² Reviews of telemedicine in other surgical specialties such as urology,³ vascular surgery⁴ and plastic surgery⁵ have found telemedicine to be cost effective, convenient and valid in its application. Although telerehabilitation of musculoskeletal conditions has been well investigated,⁶ evidence of telemedicine and its application within

orthopaedic consultations remains to be more clearly defined.

On March 11, the World Health Organization declared a COVID-19 pandemic,⁷ and evidence

¹Trauma & Orthopaedics, Royal Free London NHS Foundation Trust, Barnet Hospital, London, UK

²Trauma & Orthopaedics, Ealing Hospital, London, UK

Corresponding author:

Zakir Haider, Barnet Hospital, Wellhouse Lane, London, EN5 3DJ, UK.
Email: zakirhaider10@gmail.com.

suggests that ‘prolonged or intermittent social distancing’ may be necessary until 2022.⁸ National orthopaedic associations such as the British Orthopaedic Association (BOA) and the American Academy of Orthopaedic Surgeons (AAOS)⁹ have already issued pragmatic guidance advocating the use of telemedicine during COVID-19 in the interest of public health.¹⁰

Access to traditional F2F orthopaedic care is likely to be reduced in capacity, and therefore there is an urgent need to employ alternative methods such as telemedicine during current COVID-19 circumstances. This systematic review aims to explore current evidence for telemedicine in orthopaedic consultations to determine its advantages, validity and effectiveness, particularly during an era of limited physical patient contact and social distancing.

Method

Search strategy

A systematic literature search was conducted in May 2020 in compliance with the Preferred Reporting Items for Systematic Reviews and Meta-Analyses (PRISMA) guidelines.¹¹ The databases of MEDLINE (PubMed), Web of Science, Scopus and CINAHL were searched and all references of eligible articles were also manually reviewed. The search strategy involved searching study titles, abstracts and keywords by combining the terms orthopaedics AND telemedicine. Several synonyms and different spelling variations for each search term were used in order to capture as many articles as possible. Table 1 shows all 37 synonyms/variations searched and Table 3 (Supplementary materials) reveals the full search strategy for each database. The search was not limited by years (all articles up to May 2020 were included) and only English articles were reviewed.

Eligibility criteria

A PICO framework (Population, Intervention, Control, Outcome) was used for our selection criteria. Articles were eligible for inclusion if they involved an orthopaedic patient population, using any form of video or telephone consultation and a measurable outcome assessing telemedicine.

Articles were excluded if they involved any of the following: combined speciality patient populations, telerehabilitation studies, military or rural medicine studies involving remote patient transfers, descriptive author experiences with no comparable outcomes, asynchronous consultations and web-based telemedicine not involving telephone or video consultations. Conference papers and letters were excluded as authors felt these did not provide enough detail to allow adequate quality/bias assessment of results and evaluate strength of conclusions.

Study selection and data extraction

Two reviewers (ZH and BA) independently screened the titles and abstracts of all studies. The full texts of potential articles were then assessed for eligibility by both reviewers with a third reviewer (FI) available to assist for consensus on inclusion. Study data were extracted using a framework including: author, year of publication, study type, intervention type, study population, themes assessed and findings. Discrepancies in data extraction were adjudicated by a third assessor (FI).

Quality assessment

Included randomised controlled trials (RCTs) were assessed for methodological quality and risk of bias using the revised Cochrane risk-of-bias tool (RoB 2).¹² This tool allows assessment of bias across several

Table 1. Search terms, synonyms and variations used in search strategy.

Term	Synonyms/variations searched
Orthopaedic	Orthopaedic, orthopedic, orthopaedics, orthopedics
Telemedicine	Telemedicine, tele medicine, tele-medicine
Teleconferencing	Teleconferencing, tele conferencing, tele-conferencing
Videoconferencing	Videoconferencing, video conferencing, video-conferencing
Video consultation	Video consultation, video-consultation
Remote consultation	Remote consultation, remote-consultation
Telehealth	Telehealth, tele health, tele-health
Telephone consultation	Telephone consultation, telephone-consultation
Teleconsultation	Teleconsultation, Tele consultation, Tele-consultation
Mobile health	Mobile health, mhealth, m-health
Teleorthopaedic	Teleorthopaedic, tele orthopaedic, tele-orthopaedic, teleorthopedic, teleorthopedic, tele-orthopedic
Telecare	Telecare, Tele care, Tele-care

domains with overall study quality graded as ‘high’, ‘low’ or ‘some concerns’. Remaining cohort studies, cross-sectional studies and case series were assessed for methodological quality using critical appraisal tools from the Joanna Briggs Institute.¹³ These tools allow assessment of quality over several domains with rating scales of ‘yes’, ‘no’ and ‘unclear’. Our criteria for a non-RCT study to be considered low quality was if more than two domains were graded as ‘no’ or two domains ‘no’ with one or more domains graded as ‘unclear’. Articles were assessed by two authors (ZH and BA) and any discrepancies decided by a third author (FI).

Results

Study characteristics

Electronic searches revealed 2273 records, of which 21 studies met the inclusion criteria. The search process is depicted in a PRISMA flow chart (Figure 1). Included studies consisted of nine RCTs,^{14–22} three cohort studies,^{23–25} seven cross-sectional studies^{26–32} and two case series.^{33,34} Studies covered a variety of orthopaedic care including paediatric and adult fracture care, elective orthopaedics, post-operative follow-up and oncology. Twelve studies utilised telemedicine at a remote clinical for a specialist consult, with the remaining nine studies performing telemedicine consults in the patient’s own home. Extracted data are summarised in Table 2 with

study outcomes synthesised into four main themes: Clinician and patient satisfaction, accuracy and validity of clinical examination, patient safety and outcomes, cost effectiveness.

The overall risk of bias was deemed low for four out of the nine (44%) RCTs (Figure 2). All RCTs were graded ‘some concern’ for the ‘measurement of the outcome’ domain, predominantly due to no blinding in the studies, whilst the ‘missing outcome data’ domain was low risk of bias for all trials (Figure 3). Out of the remaining 12 non-RCT studies, three studies (25%) were found to be of high quality. The rest were graded overall as ‘some concern’ or ‘low quality’ due to deficiencies in valid measurement of outcomes and exploration of confounding factors. Quality assessment results for non-RCT studies can be found in Supplementary material.

Clinician and patient satisfaction

Fourteen studies assessed clinician/patient satisfaction including six RCTs, three of which involved joint telemedicine with the patient, GP and specialist^{16,18,22} and three with telemedicine from home.^{14,15,19} All RCTs revealed no statistically significant difference in patient satisfaction between the two consultation methods.^{14–16,19,22} In terms of clinician satisfaction, Buvik et al.¹⁶ reported 98% of telemedicine versus 99% of F2F were evaluated as ‘good’ or ‘very good’. However, Haukipuro et al.²² found clinician ratings of

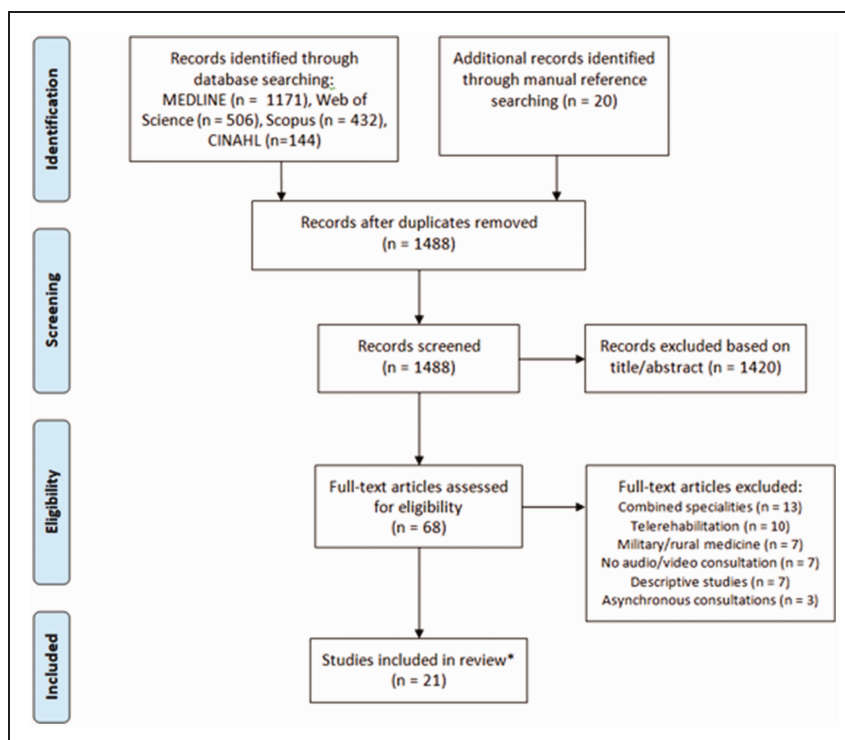


Figure 1. PRISMA flow chart showing search process.

*no articles were included from manual reference searching as inclusion criteria were not met.

Table 2. Summary of study characteristics and extracted data.

Author/ year	Type of study	Telemedicine setting	Number of patients	Patient population	Themes assessed	Findings
Kane et al., 2020 ¹⁴	RCT	Home telemedicine vs. F2F	58	Post-operative arthroscopic rotator cuff repair patients	Patient safety & outcomes Clinician & patient satisfaction	No significant difference in post-operative pain scores ($p = 0.95$) or ROM ($p \geq 0.37$). No significant difference in post-operative complications. No significant difference in patient satisfaction scores ($p = 0.30$). Significantly less time spent with telemedicine appointments (21.4 vs. 37.8 minutes). Telemedicine patients reported less time off work, less time waiting and preferred further follow-up using telemedicine. No significant difference in clinician satisfaction with entire telemedicine consult ($p = 0.71$). Patients reported high satisfaction scores in both paediatric spinal deformity and general paediatric patients (5.0 ± 0 vs. 4.8 ± 0.1 points, $p = 0.08$). Patients had significantly shorter waiting times with telemedicine compared with F2F (13 vs. 41 mins, $p < 0.001$). No significant difference in patient satisfaction scores ($p = 0.12$).
Sultan et al., 2020 ²⁶	Cross-sectional	Home telemedicine	189	Paediatric spinal deformity vs. general paediatric patients	Patient satisfaction	
Silva et al., 2019 ¹⁵	RCT	Home telemedicine (at 4-week follow-up) vs. F2F (all follow-ups)	57	Paediatric humerus supracondylar fractures	Patient satisfaction	No evidence of fracture displacement in either group or significant difference in Baumann's angle ($p = 0.09$), ROM ($p = 0.5$), carrying angle ($p = 0.11$) or pain scores at 8-week follow-up ($p = 0.1$). No significant difference in patient satisfaction between two groups ($p = 0.57$). Those preferring telemedicine preferred the shorter travel time. Those preferring face to face wanted to see their specialist in person. Telemedicine patients had significantly shorter appointment waiting times. No significant difference in EQ-5D ($p = 0.42$) and EQ-VAS ($p = 0.053$) scores at 12-month follow-up.
Buvik et al., 2019 ¹⁶	RCT	Remote hospital joint telemedicine (nurse assisted) vs. F2F	389	General orthopaedic pathology	Patient satisfaction	
Goldstein et al., 2019 ²⁷	Cross-sectional	Smart phone telemedicine at	47	Adult shoulder pathology	Patient safety & outcomes Accuracy & validity of clinical examination	No clinically significant difference in mean measurement of Constant Shoulder scores (0.53, 95%CI -2.6 to 1.6) between two methods.

(continued)

Table 2. Continued.

Author/ year	Type of study	Telemedicine setting	Number of patients	Patient population	Themes assessed	Findings
Sinha et al., 2019 ²³	Cohort	hospital site (researcher assisted) vs. F2F Remote hospital joint telemedicine (PA assisted) vs. F2F	167	Paediatric fractures	Patient satisfaction	Telemedicine can obtain reliable estimate of shoulder function. No significant difference in patient satisfaction between telemedicine and F2F ($p = 0.07$). More patients preferred to continue with telemedicine following an initial telemedicine consultation. Statistically significant less direct and indirect costs reported by patients using telemedicine ($p \leq 0.03$). Telemedicine would reduce healthcare costs by 12.2%. For 36 patients who had to travel more than 400 km costs reduced by 72%. €18,616 saved using telemedicine with a workload of 300 consultations per year. Minimum 151 and 183 telemedicine consultations required per year to be cost effective from societal and health care perspectives, respectively.
Aponte-Tinao et al., 2019 ²⁸	Cross-sectional	Home telemedicine vs. F2F	207	New orthopaedic oncology referrals	Cost effectiveness	No clinically significant difference in assessment of ROM ($p = 0.07$), effusion, incision colour between two methods. 96% of patients were satisfied with telemedicine. Two-thirds of telemedicine patients wanted future telemedicine consultations.
Buvik et al., 2019 ¹⁷	RCT	Remote hospital joint telemedicine (nurse assisted) vs. F2F	389	General orthopaedic pathology	Cost effectiveness	98% of consultations with telemedicine and 99% F2F were rated as 'good' or 'very good'. Three patients needed consultation F2F as physician was not satisfied with examination. No significant difference in mean consultation time ($p = 0.6$). No significant difference in planned clinic outcomes; referral to surgery ($p = 0.07$), number of follow-ups ($p = 0.06$). No difference in serious events between two groups at 12-month follow-up ($p = 0.26$). No significant difference in patient satisfaction ($p = 0.7$). 75% of telemedicine patients preferred to continue with telemedicine follow-up.
Abel et al., 2017 ²⁹	Cross-sectional	Home telemedicine vs. F2F	34	10–20yr olds post-knee arthroscopic surgery	Accuracy & validity of clinical examination Patient satisfaction	
Buvik et al., 2016 ¹⁸	RCT	Remote hospital joint telemedicine (nurse assisted) vs. F2F	389	General orthopaedic pathology	Clinician satisfaction Patient safety & outcomes	
Sathiyakumar et al., 2015 ¹⁹	RCT	Home telemedicine using Skype vs. F2F	17	Adult fracture follow-up	Patient satisfaction	

(continued)

Table 2. Continued.

Author/ year	Type of study	Telemedicine setting	Number of patients	Patient population	Themes assessed	Findings
Sharareh and Schwarzkopf, 2014 ²⁴	Cohort study	Home telemedicine using Skype vs. F2F	78	Post-operative hip and knee arthroplasty patients	Patient safety & outcomes	One patient in each group had a complication. Pyelonephritis in the control group and a DVT in the telemedicine group.
Good et al., 2011 ³⁰	Cross-sectional	Home telemedicine using Skype vs. F2F	29	Post-acromio-clavicular joint hook plate surgery for fractures	Patient safety & outcomes	One patient in the telemedicine group suffered a femoral head dislocation during follow-up. No significant difference in HOOS ($p = 0.21$), KOOS ($p = 0.37$), EQ-5D ($p = 0.41$), SF-12 ($p \geq 0.29$) and UCLA activity score ($p = 0.25$) between two groups.
Williams et al., 2008 ³³	Case series	Telephone consultation	630	Post-operative carpal tunnel decompression	Patient satisfaction	Higher average satisfaction rating with telemedicine (9.88 out of 10) compared with F2F consultations (average rating of 8.1 out of 10). No significant difference in measurement of Oxford Shoulder Score (-0.48 , 95% CI -0.84 to -0.12) and Constant Shoulder scores (-0.68 , 95% CI -1.08 to -0.29) between the two methods.
Vuolio et al., 2003 ²⁰	RCT	Remote primary care joint telemedicine (nurse and GP assisted) vs. F2F	145	General orthopaedic pathology including trauma	Cost effectiveness	93% of patients were satisfied with telephone follow-up. Patients commented on convenience and less time off work with telemedicine.
Ohinmaa et al., 2002 ²¹	RCT	Remote primary care joint telemedicine (GP assisted) vs. F2F	145	General orthopaedic pathology	Patient safety & outcomes	Cost saving of £45,958 over 2 years using telemedicine.
Harno et al. 2001 [25]	Cohort	Remote primary care joint telemedicine (GP assisted) vs. F2F	194	General orthopaedic pathology	Cost effectiveness	No significant difference in planned clinic outcomes between two groups (referral for surgery, follow-up). Telemedicine cost effective, saved €2620 at a workload of 100 patients. Minimum 80 patients needed for societal cost saving.
Haukipuro et al., 2000 ²²	RCT	Primary care joint telemedicine (GP assisted) vs. F2F	145	General orthopaedic pathology including trauma	Clinician satisfaction	Feasibility of telemedicine as rated by clinicians was 'excellent' or 'good' in 49% of consultations. Confidence of specialists in telemedicine replacing F2F was low in 89% of specialists. 45% greater cost for F2F appointments compared with telemedicine. Higher cost due to hospital service charges. Clinicians rated overall success of teleconsultation as 'good' or 'very good' in 80% compared with 99% in F2F ($p < 0.001$).

(continued)

Table 2. Continued.

Author/ year	Type of study	Telemedicine setting	Number of patients	Patient population	Themes assessed	Findings
Tachakra et al., 2000 ³¹	Cross-sectional	Minor injuries unit joint telemedicine (nurse assisted) vs. F2F at same location	200	Minor injuries	Accuracy & validity of clinical examination	No significant difference in patient satisfaction ($p>0.05$); 97% of teleconsultation patients wanted to use this method for their next visit (with reasons including ease of visit, time saving and no travel). Telemedicine accuracy in assessment of colour change 97%, swelling or deformity 98%, ROM 95%, tenderness 97%, weight bearing 99% compared with F2F assessment. Treatment over prescribed in one case and under prescribed in three cases.
Aarmio et al., 1999 ³²	Cross-sectional	Remote hospital joint telemedicine (surgeon assisted) vs. F2F	29	General orthopaedic pathology	Clinician & patient satisfaction	87% of patients rated the teleconsultation as 'good' or 'very good'. Consultants felt teleconsultation showed the exam 'well' or 'very well' 84% of cases. The ability to make decisions was 'good' or 'very good' in 93%.
Lambrecht et al., 1998 ³⁴	Case series	Remote hospital telemedicine	91	General trauma	Clinician satisfaction Patient safety & outcomes	All consultations were rated as 'satisfactory' or 'excellent'. No adverse patient outcomes during monitoring but unclear follow-up time.

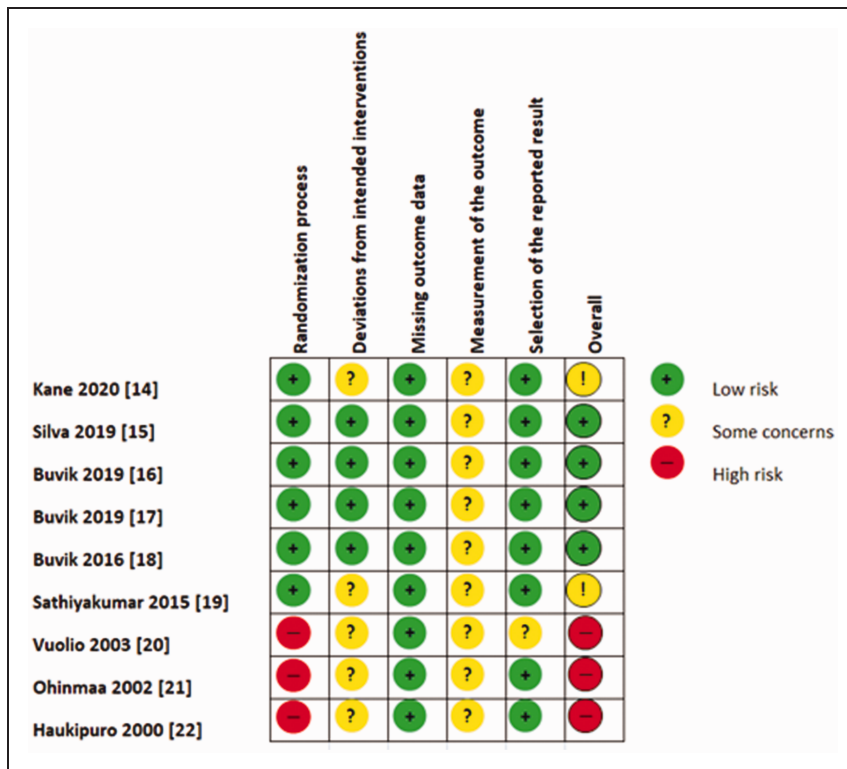


Figure 2. Results of risk of bias assessment using Cochrane RoB2 tool.

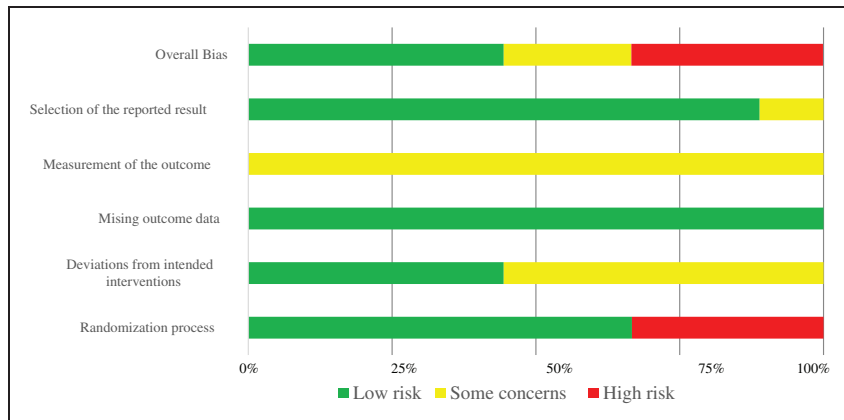


Figure 3. Summary for risk of bias assessment using Cochrane RoB2 tool.

‘good’ or ‘very good’ in 80% of telemedicine consultations compared with 99% with F2F ($p < 0.001$).

The remaining studies showed similar patient satisfaction rates as the RCTs, ranging from no statistically significant difference ($p = 0.071$)²³ to ‘satisfactory’ and above in 96%,²⁹ 93% in another study,³³ and ‘good’ or ‘very good’ in 87%.³² Sultan et al.²⁶ also showed high satisfaction rates with telemedicine in paediatric patients with spinal deformity and general orthopaedic conditions (5.0 ± 0 points vs. 4.8 ± 0.1 points, $p = 0.08$).

Sharareh and Schwarzkopf²⁴ studied hip/knee arthroplasty follow-up and found higher satisfaction rates (average of 9.88 out of 10) with additional telemedicine consults compared with F2F (average of 8.1 out of 10, $p = 0.05$). Harno et al.²⁵ found clinicians were satisfied with the image/sound quality and history taking ability in at least 84% and 91% of the consultations, respectively. However, feasibility of telemedicine was rated as ‘good’ or ‘excellent’ in 49% and the confidence of surgeons in telemedicine replacing F2F was low in 89%.

Patients who underwent telemedicine consultations wanted to continue with this method of consultation, with multiple studies reporting high preference rates of 66–97%.^{16,19,22,29} Reasons for this included time saving,²² shorter travel time,^{16,22} less time spent during consultation¹⁵ and more convenient appointment times.²⁹ In addition, six studies demonstrated that total consultation time (including waiting time) was significantly less ($p < 0.05$)^{14,15,25,26,28} or not significantly different ($p = 0.50$)²³ compared with F2F.

Accuracy and validity of telemedicine examination

Four studies sought to determine the validity of telemedicine examination for use in diagnosis and patient-reported outcome measures (PROMs).^{27,29–31} Tachakra et al.³¹ evaluated 200 patients with minor trauma and compared accuracy of injury examination using telemedicine vs. a F2F review. Authors found a high accuracy of specific examination features using telemedicine with colour change accuracy of 97%, swelling or deformity of 98%, range of movement (ROM) of 95%, tenderness of 97% and weight bearing of 99%. Overtreatment of one injury and undertreatment of three injuries were reported using telemedicine. Another study comparing examination by home telemedicine vs. F2F consultation in 34 post-operative knee arthroscopy adolescents found no clinically significant difference in ROM, incision colour and effusion size examinations between the two methods of examination.²⁹

Two studies also assessed the validity of PROMs using telemedicine.^{27,30} Goldstein et al.²⁷ evaluated the shoulder Constant Score (CS) and compared scores using a smart phone (within a clinic setting) vs. F2F consultation in 47 patients. The mean difference in CS was a non-significant 0.53 points (95%CI –2.6 to 1.6) between the two methods, and authors concluded that telemedicine was valid and reliable in estimating shoulder function using CS scores. Another study evaluated the accuracy of the Oxford Shoulder Score and CS in 29 patients with surgically treated clavicle fractures and compared home Skype vs. clinic visit scores.³⁰ Authors also reported a non-clinically significant mean difference in scores of 0.48 (95%CI –0.84 to –0.12) and 0.68 (95%CI –1.08 to –0.29), respectively, between the two methods. Other studies assessing clinician satisfaction have also reported high levels of satisfaction with physical examination of patients using telemedicine.^{14,18,22,32}

Safety and patient outcomes

Eight studies assessed the safety of telemedicine or patient outcomes.^{14–16,18–20,24,34} Buvik et al.¹⁸ found

no difference in self-reported serious events or complications between telemedicine and F2F ($p = 0.26$), similar to Lambrecht et al.³⁴ Sathiyakumar et al.¹⁹ evaluated fracture management and reported one complication in each group; this included pyelonephritis in the F2F group and deep vein thrombosis (DVT) in the telemedicine group. It is unclear with regards to the association this had to their initial presentation.

Buvik et al.¹⁸ assessed planned clinic outcomes and found no significant difference in follow-up appointments ($p = 0.06$) or listing for surgery ($p = 0.07$) between telemedicine and F2F. They also reported that 27 out of 389 patients required specific F2F follow-up; three of these were due to physician dissatisfaction with telemedicine examination (11%), and the remainder due to the need for removal of osteosynthesis implants (48%), diagnostic injections (11%), CT scans (19%) and ‘other’ causes not specified (11%). Vuolio et al.²⁰ similarly reported no difference in follow-up appointments, and found management plans were followed equally well in both groups with no observed difference in emergency department or unscheduled clinic visits.

A further study by Buvik et al.¹⁶ found no significant difference in F2F vs. telemedicine scores for European quality of life five-dimension index (EQ-5D) and European quality of life visual analogue scale (EQ-VAS) at baseline and 12-month follow-up of general orthopaedic patients. Sharareh and Schwarzkopf²⁴ also found no significant difference in hip/knee disability and osteoarthritis outcome scores (HOOS $p = 0.21$; KOOS $p = 0.37$), EQ-5D ($p = 0.41$), Short Form survey ($p \geq 0.29$) or UCLA activity scores ($p = 0.25$) in their follow-up of hip/knee arthroplasty patients. Silva et al.¹⁵ assessed objective outcomes in children with non-displaced supracondylar fractures. They found no evidence of fracture displacement and no significant difference in changes of Baumann’s angle ($p = 0.09$), carrying angle ($p = 0.11$) or pain scores ($p = 0.12$) at 8-week follow-up between the two consultation methods. Kane et al.¹⁴ also assessed ROM and pain scores following rotator cuff repair and found no difference between telemedicine and F2F follow-up either.

Cost effectiveness

Five studies primarily assessed cost effectiveness of telemedicine versus traditional F2F consultations.^{17,21,25,28,33} Buvik et al.¹⁷ performed a prospective RCT with a detailed cost analysis of 389 patients comparing telemedicine vs. F2F consultations in Norway. Quality-adjusted life years (QALYs) and resource use were measured at baseline and 12-month follow-up, and no statistical significant difference was found in

the QALYs gained between the two methods ($p = 0.29$). Authors found telemedicine cost €65 less per F2F consultation and concluded that telemedicine was cost effective from both a societal and health sector perspective if consults exceeded 151 and 183 consultations, respectively.

Another RCT performed a cost minimisation analysis of 145 patients and found with a workload of a hundred patients, telemedicine reduced both healthcare and patient costs by 23%.²¹ Greater distances travelled by patients to attend F2F appointments were noted to provide the most cost saving to patients utilising telemedicine. This was also supported by a simulated study for 207 bone oncology patients who calculated a healthcare and travel cost saving of 12.2% using telemedicine.²⁸ In patients who had to travel from more than 400 km to visit the hospital in person, a cost reduction of 72% was calculated. Similar large cost savings of 45% were reported in primary care referrals to orthopaedics using telemedicine²⁵ and a saving of £45,958 across 2 years for 630 post carpal tunnel decompression patients using telephone follow-up.³³ Studies assessing patient satisfaction with telemedicine also support the finding of reduced patient and societal cost, with patients reporting reduced cost of travelling and less time off work to be motivating high satisfaction with telemedicine.^{16,19,22,23}

Discussion

This systematic review aimed to determine current evidence for telemedicine in orthopaedic consultations. Results reveal that telemedicine can be an accurate, valid, cost effective, safe and acceptable if not a preferable method of consultation for patients and clinicians compared with F2F consultations. These findings have been demonstrated across a broad application of orthopaedic subspecialties within this literature review including paediatric and adult fracture care, elective orthopaedics, post-operative follow-up and orthopaedic oncology patients. This is in keeping with a recent mapping study of teleorthopaedic trends which also found that the most common utilisation of telemedicine was in joint arthroplasty, general post-operative care and fracture management.³⁵

Patients revealed particularly high satisfaction with telemedicine for reasons of convenience, reduced appointment delays, travelling times, travel costs and time off work, findings which support existing literature on high patient satisfaction with telemedicine.³⁶ Recent evidence also suggests that employing a regional telemedicine strategy by utilising telemedicine consultations with GPs, patients and orthopaedic specialists can significantly reduce referral wait time (reduced from 201.4 to 40 days in a region of

Chile).³⁷ Furthermore, studies within this review found cost savings were particularly magnified if patients had to travel significant distances to seek specialist opinion, required hospital transport, required a significant time away from work or another individual to accompany the patient to their appointment. Evidence also suggests that once patients had been exposed to telemedicine, the majority preferred further follow-up using this technology. High patient satisfaction may lead to increased patient compliance and reduced missed appointments, enabling further saving. Missed appointments cost the UK NHS £1 billion annually.³⁸

Orthopaedic assessment relies heavily on patient examination, and thus accuracy and validity of patient examination when using telemedicine is vital. Existing literature has shown that that ROM in hips,³⁹ knee,^{39,40} shoulder,⁴¹ elbow,⁴¹ wrist⁴² and hand⁴³ can be reliably and accurately measured using telemedicine technology. Studies within this review have demonstrated no clinically significant differences in patient examination or PROMs using telemedicine. However, in a study which concluded telemedicine has good accuracy of examination, three injuries were found to be undertreated including a base of fifth metatarsal fracture and mallet injury, both of which have high a propensity of non-union.³¹ No authors reported significant differences in adverse events or reduced outcomes in patients using telemedicine vs. F2F consultations, although studies addressing this subject are minimal and lacking long-term follow-up.

The methodological quality of studies included in this review was variable. Studies included were likely to have an inherent selection bias, given that patients who agreed to participate in telemedicine studies were more likely to be more familiar with technology and more open to newer methods of consultation. In addition, patients who were unable to access telemedicine technology, had poor English proficiency or preferred not to undertake telemedicine consults were excluded from numerous studies, thus omitting a cohort of patients who perhaps were likely to be less satisfied with telemedicine.^{14,16,18,19} Given the unblinded nature of the studies, assessors' or patients' motivations to undertake telemedicine consultations may have affected the outcome of results.

Three RCTs, based upon the same study protocol, were found to have high risk of bias in the randomisation process. At the request of staff, some patients who required ambulance transport to attend for a F2F consultation were excluded from randomisation and examined using telemedicine.^{20–22} Furthermore, studies assessing patient/clinician satisfaction used their own non-validated questionnaires, as no universal and tested satisfaction measure exists, therefore affecting

validity of results. Other studies assessed to be of low quality, using JBI appraisal tools, failed to address confounding factors such as dissimilar patient follow-up between telemedicine and F2F consultations²⁴ or lengthy time periods (up to 2 weeks) between the two methods where patient condition could change.³²

Further work exploring long-term outcomes of patients utilising telemedicine, validity of various patient examinations and PROMs is required with large, high-quality RCTs and longer follow-up. Moreover, a validated measure to assess clinician and patient satisfaction is needed for reliability and comparability of study results. Many of our included studies involved remote joint consultations whereby a primary care physician and/or specialist nurse with the patient would perform a telemedicine consultation with the specialist. Further studies are needed to determine whether telemedicine consultations from the patient's own home are truly reliable and achievable.

There are some limitations within our systematic review. Although nine out of 21 studies were RCTs, we also included cohort studies, cross-sectional studies and case series, providing lower quality evidence. Nevertheless our findings were supported equally from all levels of evidence, and including these studies allowed us to provide a greater breadth of findings. Given that there is no agreed definition of telemedicine, with at least 104 definitions in peer-reviewed literature,⁴⁴ it is possible we may have missed some search terms, limiting the number of articles included. In addition, heterogeneity of patient populations and orthopaedic pathology within the included studies means direct comparison of results is difficult and therefore challenging to determine the true scope of telemedicine within orthopaedics. However, including a variety of orthopaedic pathology provides a current insight into the broad application of telemedicine within orthopaedic subspecialties.

Several issues with orthopaedic related telemedicine still remain to be addressed. A qualitative study by Caffery et al.⁴⁵ interviewed staff from nine teleorthopaedic services across Australia, identifying barriers and enablers to the implementation and running of teleorthopaedic services. Barriers included initial disruption and redesigning of care processes, cost of implementation, difficulty in obtaining imaging from multiple imaging providers and staff resistance.⁴⁵ Furthermore, multiple medico-legal and ethical concerns still persist such as the liability of clinicians performing remote examinations/diagnoses, responsibility of privacy and confidentiality and the potential requirement of chaperones during telemedicine consultations.⁴⁶ This has prompted the General Medical Council to produce ethical guidance for clinicians to manage patient risk safely during the current

pandemic.⁴⁷ Nonetheless, there are already reports in the literature of the rapid adoption of telemedicine within orthopaedics because of the present circumstances,^{48,49} a move supported by large reputable national associations such as the BOA and AAOS.^{9,10} Given the current necessity of telemedicine, the orthopaedic community will have to adapt to an era of increased digital consultation, expanding our understanding of telemedicine capabilities and providing further evidence on the performance of telemedicine. Shared experiences from colleagues will help us to maximise telemedicine effectiveness, such as Tanaka et al.⁵⁰ who have produced virtual orthopaedic examination protocols for the major body joints during their COVID-19 experience of telemedicine consultation.

Conclusion

There is variable evidence to suggest that telemedicine within orthopaedic consultations can be safe, cost effective, valid in clinical assessment, and with high patient and clinician satisfaction. However, more high-quality evidence is required, with stricter methodology to elucidate long-term outcomes. This systematic review presents up-to-date evidence on the use of telemedicine in orthopaedics and provides objective data for organisations considering the utilisation of telemedicine within the current COVID-19 pandemic and in the future.

Declaration of conflicting interests

The authors declare no potential conflicts of interest with respect to the research, authorship, and/or publication of this article.

Funding

The authors received no financial support for the research, authorship, and/or publication of this article.

ORCID iD

Zakir Haider  <https://orcid.org/0000-0002-4049-8363>

Supplemental material

Supplemental material for this article is available online.

References

1. Bashshur RL. On the definition and evaluation of telemedicine. *Telemed J* 1995; 1(1): 19–30.
2. Boxer R. Telemedicine in a global context. *MHealth* 2015; 1: 12.
3. Castaneda P and Ellimoottil C. Current use of telehealth in urology: A review. *World J Urol* 2019.

4. Minion DJ, Sprang R and Endean ED. A review of telemedicine in vascular surgery. *Minerva Chir* 2002; 57(2): 237–244.
5. Vyas KS, Hambrick HR, Shakir A, et al. A systematic review of the use of telemedicine in plastic and reconstructive surgery and dermatology. *Ann Plast Surg* 2017; 78(6): 736–768.
6. Cottrell MA, Galea OA, O’Leary SP, et al. Real-time telerehabilitation for the treatment of musculoskeletal conditions is effective and comparable to standard practice: A systematic review and meta-analysis. *Clin Rehabil* 2017; 31(5): 625–638.
7. WHO. Coronavirus disease 2019, Situation Report – 51. 2020. Available at: https://www.who.int/docs/default-source/coronaviruse/situation-reports/20200311-sitrep-51-covid-19.pdf?sfvrsn=1ba62e57_10.
8. Kissler SM, Tedijanto C, Goldstein E, et al. Projecting the transmission of dynamic of SARS-COV-2 through the postpandemic period. *J Sci* 2020. [Epub ahead of print].
9. BOA. COVID -19 British Orthopaedic Association Standards for Trauma. Management of patients with traumatic injuries and urgent orthopaedic conditions treated as outpatients during the coronavirus pandemic. 2020. Available at: <https://www.boa.ac.uk/uploads/assets/ee39d8a8-9457-4533-9774e973c835246d/4e3170c2-d85f-4162-a32500f54b1e3b1f/COVID-19-BOASTs-Combined-FINAL.pdf>
10. Bracy C and Willer J. AAOS. Stay updated on COVID-19- related telemedicine guidelines. 2020. Available at: <https://aaos.org/aaosnow/2020/apr/covid19/covid-19-telemedicine-tips/>
11. Moher D, Liberati A, Tetzlaff J, et al. Preferred reporting items for systematic reviews and meta-analyses: The PRISMA statement. *PloS Med* 2009; 6(7): e1000097.
12. Sterne JAC, Savović J, Page MJ, et al. RoB 2: A revised tool for assessing risk of bias in randomised trials. *BMJ* 2019; 366: 14898.
13. Moola S, Munn Z, Tufanaru C, et al. Systematic reviews of aetiology and risk. In: Aromataris E, Munn Z (eds) Joanna Briggs Institute Reviewer’s Manual. The Joanna Briggs Institute, 2017, Ch. 7. Available from <https://reviewersmanual.joannabriggs.org/>
14. Kane LT, Thakar O, Jamgochian G, et al. The role of telehealth as a platform for postoperative visits following rotator cuff repair: A prospective, randomized controlled trial. *J Shoulder Elbow Surg* 2020; 29(4): 775–783.
15. Silva M, Delfosse EM, Aceves-Martin B, et al. Telehealth: A novel approach for the treatment of non-displaced pediatric elbow fractures. *J Pediatr Orthop B* 2019; 28(6): 542–548.
16. Buvik A, Bugge E, Knutsen G, et al. Patient reported outcomes with remote orthopaedic consultations by telemedicine: A randomised controlled trial. *J Telemed Telecare* 2019; 25(8): 451–459.
17. Buvik A, Bergmo TS, Bugge E, et al. Cost-effectiveness of telemedicine in remote orthopaedic consultations: randomised controlled trial. *J Med Internet Res* 2019; 21(2): e11330.
18. Buvik A, Bugge E, Knutsen G, et al. Quality of care for remote orthopaedic consultations using telemedicine: A randomised controlled trial. *BMC Health Serv Res* 2016; 16: 483.
19. Sathiyakumar V, Apfeld JC, Obremsky WT, et al. Prospective randomized controlled trial using telemedicine for follow-ups in an orthopaedic trauma population: A pilot study. *J Orthop Trauma* 2015; 29(3): e139–e145.
20. Vuolio S, Winblad I, Ohinmaa A, et al. Videoconferencing for orthopaedic outpatients: One-year follow-up. *J Telemed Telecare* 2003; 9(1): 8–11.
21. Ohinmaa A, Vuolio S, Haukipuro K, et al. A cost-minimization analysis of orthopaedic consultations using videoconferencing in comparison with conventional consulting. *J Telemed Telecare* 2002; 8(5): 283–289.
22. Haukipuro K, Ohinmaa A, Winblad I, et al. The feasibility of telemedicine for orthopaedic outpatient clinics – a randomised controlled trial *J Telemed Telecare* 2000; 6(4): 193–198.
23. Sinha N, Cornell M, Wheatley B, et al. Looking through a different lens: Patient satisfaction with telemedicine in delivering paediatric fracture care. *J Am Acad Orthop Surg Glob Res Rev* 2019; 3(9): e100.
24. Sharareh B and Schwarzkopf R. Effectiveness of telemedical applications in postoperative follow-up after total joint arthroplasty. *J Arthroplasty* 2014; 29(5): 918–922.
25. Harno K, Arajärvi E, Paavola T, et al. Clinical effectiveness and cost analysis of patient referral by videoconferencing in orthopaedics. *J Telemed Telecare* 2001; 7(4): 219–225.
26. Sultan A, Acuna A, Samuel L, et al. Utilization of telemedicine virtual visits in pediatric spinal deformity patients: A comparison of feasibility and patient satisfaction at a large academic center. *J Pediatr Orthop* 2020 [Epub ahead of print].
27. Goldstein Y, Schermann H, Dolkart O, et al. Video examination via the smartphone: A reliable tool for shoulder function assessment using the constant score. *J Orthop Sci* 2019; 24(5): 812–816.
28. Aponte-Tinao LA, Farfalli GL, Albergio JI, et al. Face to face appointment vs telemedicine in first time appointment orthopedic oncology patients: A cost analysis. *Stud Health Technol Inform* 2019; 264: 512–515.
29. Abel K, Baldwin K, Chuo J, et al. Can telemedicine be used for adolescent postoperative knee arthroscopy follow-up? *JBJS JOPA* 2017; 5(4): e26.
30. Good DW, Lui DF, Leonard M, et al. Skype: A tool for functional assessment in orthopaedic research. *J Telemed Telecare* 2012; 18(2): 94–98.
31. Tachakra S, Lynch M, Newson R, et al. A comparison of telemedicine with face-to-face consultations for trauma management. *J Telemed Telecare* 2000; 6: 178–181.
32. Aarnio P, Lamminen H, Lepisto J, et al. A prospective study of teleconferencing for orthopaedic consultations. *J Telemed Telecare* 1999; 5(1): 62–66.
33. Williams M, Amin A, Getgood A, et al. Telephone clinic follow-up following carpal tunnel decompression. *J Hand Surg Eur Vol* 2008; 33(5): 641–644.

34. Lambrecht CJ, Canham WD, Gattley PH, et al. Telemedicine and orthopaedic care. A review of 2 years of experience. *Clin Orthop Relat Res* 1998; 348: 228–232.
35. Behmanesh A, Sadoughi F, Mazhar F, et al. Tele-orthopaedics: A systematic mapping study. *J Telemed Telecare* 2020; [Epub ahead of print].
36. Kruse CS, Krowski N, Rodriguez B, et al. Telehealth and patient satisfaction: A systematic review and narrative analysis. *BMJ Open* 2017; 7: e016242.
37. Prada C, Izquierdo N, Traipe R, et al. Results of a new telemedicine strategy in traumatology and orthopedics. *Telemed J E Health* 2020; 26(5): 665–670.
38. NHS Benchmarking Network. 2019 Outpatients project-results published. 2019. Available at: <https://www.nhsbenchmarking.nhs.uk/news/2019-outpatients-project-results-published>.
39. Russo RR, Burn MB, Ismaili SK, et al. Is digital photography an accurate and precise method for measuring range of motion of the hip and knee? *J Exp Orthop* 2017; 4(1): 29.
40. Mica MC, Wagner ER and Shin AY. Smartphone photography as a tool to measure knee range of motion. *J Surg Orthop Adv* 2018; 27(1): 52–57.
41. Russo RR, Burn MB, Ismaili SK, et al. Is digital photography an accurate and precise method for measuring range of motion of the shoulder and elbow? *J Orthop Sci* 2018; 23(2): 310–315.
42. Wagner ER, Mica MC and Shin AY. Smartphone photography utilized to measure wrist range of motion. *J Hand Surg Eur Vol* 2018; 43(2): 187–192.
43. Zhao JZ, Blazar PE, Mora AN, et al. Range of motion measurements of the fingers via Smartphone photography. *Hand NY* 2019; [Epub ahead of print].
44. Sood S, Mbarika V, Jugoo S, et al. What is telemedicine? A collection of 104 peer-reviewed perspectives and theoretical underpinnings. *Telemed J E Health* 2007; 13(5): 573–590.
45. Caffery L, Taylor M, North J, et al. Tele-orthopaedics: A snapshot of services in Australia. *J Telemed Telecare* 2017; 23(10): 835–841.
46. Stanberry B. Legal and ethical aspects of telemedicine. *J Telemed Telecare* 2006; 12(4): 166–175.
47. General Medical Council. Ethical Hub- Remote consultations. 2020. Available at: <https://www.gmc-uk.org/ethical-guidance/ethical-hub/remote-consultations>
48. Rao SS, Loeb AE, Amin RM, et al. Establishing telemedicine in an academic total joint arthroplasty practice: Needs and opportunities highlighted by the COVID-19 pandemic. *Arthroplast Today* 2020; [Epub ahead of print].
49. Stinner D, Lebrun C, Joseph R, et al. The orthopaedic trauma service and COVID-19: Practice considerations to optimize outcomes and limit exposure. *J Orthop Trauma* 2020; [Epub ahead of print].
50. Tanaka MJ, Oh LS, Martin SD, et al. Telemedicine in the era of COVID-10: The virtual orthopaedic examination. *J Bone Joint Surg AM* 2020; [Epub ahead of print].